

THE RUINS OF RAMAT

BY JOHN ADAMS



Art :	Andy Taylor
Editing & Layout:	Pat Bellavance
Cartography:	Pat Bellavance
	Bill deFranza
S&W Conversion:	Pat Bellavance

Published by Arcana Creations

This Swords & Wizardry conversion of The Ruins of Ramat is based on the version released for the Castles & Crusades RPG.



Arcana Creations and the Arcana Creations logo are trademarks of Pat Bellavance.
All Rights Reserved.

Swords & Wizardry, S&W, and Mythmere Games are trademarks of Matthew J. Finch.
Arcana Creations is not affiliated with Matthew J. Finch, Mythmere Games, or Frog God Games.

FOREWORD

The Ruins of Ramat is an adventure that has gone several incarnations and revisions since it was first published by Brave Halfling Publishing in early 2009. Two versions were initially published – one for Labyrinth Lord and another released for ‘Original Edition Adventures’ to denote compatibility to the original edition of the world’s most popular role-playing game. Arcana Creations was subsequently recruited that same year to bring Ramat to Castles & Crusades with the additional goal to expand the adventure. It’s been four years since that version has been released and this Swords & Wizardry conversion is based on that version of John Adam’s Ruins of Ramat.

ADVENTURE BACKGROUND

A little over 2,500 years ago, this dungeon was a hidden training site for novice clerics of Ramat – a god of righteousness and light. For centuries, clerics of Ramat thought the god to be passive and non-violent, preferring prayer and faith in the face of evil. So they taught and so they lived.

However, a new sect grew up around the discovery of a minor artifact, the Spear of Ramat. This sect espoused the belief that evil must be confronted and defeated by means of arms and magic. In time, the group was able to attack and defeat many of the evils that had plagued the area for years; both undead and demonic. As the fame and power of the young sect grew, so did the anger and jealousy of the traditional clerics of Ramat. Eventually, the hatred of at least one traditionalist grew so powerful that he set in motion a covert plan to infiltrate the ranks of the new sect.

For nearly three years, Akhenmat lived, prayed, and fought alongside his “violent” brothers. Eventually, he was rewarded for his faithfulness and given the prestigious post of Chaplain, with authority over all of the daily services in the temple.

A few weeks later, Akhenmat removed the Spear of Ramat from its pedestal and then conducted a secret ceremony in a new, hidden sub-chamber of the complex. He called upon a vile and evil god, an enemy of Ramat, to aid him in his destruction of the upstart sect, damning his soul in the process. There in the depth and darkness of the night, a temporary portal opened allowing dozens of demons, undead, and things far worse to swarm the young clerics and novices in the complex and easily dispatched them all.

During the battle, the sect’s high priest, Bokomat, was able to secure the Spear of Ramat. He was able to hide it in another secret chamber before returning to the fight and inflicting a fatal blow upon the treacherous Akhenmat. Despite the actions taken to defend themselves, the battle was still lost and only one member of the sect remained in the land of the living.

Abudakar, a powerful priest of the sect who had been out adventuring during the attack, led his party in an assault upon the overrun complex. While they victoriously slew many demons and undead, all of them fell before they could find the Spear. Over the next few centuries, the remaining strongholds and faithful of Ramat perished in similar battles.

Within five hundred years, only a select few sages even remembered the name of Ramat. As for the complex itself, the majority of the demonic forces that survived eventually left and other monsters have made it their lair. To this day, no one has ever discovered the hidden chamber containing the Spear. The complex has remained essentially hidden for over 2,500 years. That is, until now.

INTRODUCTION FOR PLAYERS

It's mid-spring, the time when the land's rulers and their men-at-arms go out to thin down the nearby orc tribes (as well as war with each other). Nearly every able person is already involved in such conflicts, or helping the remaining militia protect the local village.

A little girl comes running and crying into the center of the village. When questioned, she sobs that she and her dog were playing just outside of town by that old stone building on Witch's Hill, when a giant, clawed creature came up out of the ground and took her dog. The girl is obviously completely terrified and her dog, which never normally leaves her side, is nowhere to be seen.

You and your companions volunteer to look into the matter. After all, local legends say that vast amounts of treasure lay under the darkness of Witch's Hill. The village elders agree to let you and your party investigate the incident; indeed they almost seem relieved to do so.


TURNING UNDEAD

Since this former holy complex has been defiled by evil magic, undead, and demons for many, many centuries, all attempts at turning undead are made at a +3 penalty.

WANDERING MONSTERS

While the party is in the dungeon, the Castle Keeper should check for wandering monsters no more than once every half hour. An encounter occurs on a 1 on a 1d6. The GM can choose from the encounters below or determine the encounter randomly but each may only be encountered once:

RANDOM ENCOUNTERS	
1	1d4 Giant Rats
2	1 Giant Bat
3	1d6 Skeletons
4	2 Giant Centipedes



Giant rats: HD 1d4hp; AC 7[12]; Atk 1 bite (1d3); Move 12; Save 18; AL N; CL/XP A/5; Special: 5% are diseased.

Giant Bat: HD 4; AC 7[12]; Atk 1 bite (1d10); Move 4 (fly 18); Save 13; AL N; CL/XP 5/240; Special: 10% chance of disease.

Skeletons: HD 1; AC 8[11] or 7[12] with shield; Atk 1 weapon or strike (1d6) or (1d6+1 two-handed); Move 12; Save 17; AL N; CL/XP 1/15; Special: Immune to sleep and charm spells.

Giant Centipedes (small, lethal): HD 1d2 hp; AC 9[10]; Atk 1 bite (0 + poison); Move 13; Save 18; AL N; CL/XP 1/15; Special: poison bite (+4 save or die).

LEVEL ONE

AREA 1: DUNGEON ENTRANCE

Witch's Hill is covered with the same sort of trees, bushes, and grass found elsewhere in the area. It is located south of town and once you arrive, you begin to ascend the hill. It is as you near the top that you discover a very old stone structure. Upon further examination, you realize that it only has one entrance – a small stone archway in the front.

Inside the structure, there are no indications concerning its origin or purpose. In the center of the room however, there is an opening in the ground. The hole is roughly 10' across. Peering carefully over the edge, all you can see is impenetrable blackness of an indeterminate depth.

If the characters throw down a torch or something similar, it will hit solid ground about 10' down and then slowly slide down another 20', where it will come to rest on solid, level ground.

This is where the stairs leading down into the ancient complex used to be. Over the centuries, they have become little more than a slick slope, overgrown with moss and such. There is a good chance that the first characters to go down it will lose their footing and slip if they are not careful. Unless the first few characters that travel down the shaft take appropriate precautions to avoid slipping (i.e. doing something more than just sliding down a rope) they will need to make a successful save to avoid slipping and sliding down into the main entrance area. If one or more members of the party slides down uncontrollably, let the giant spider which has made this area its home have a free attack. If no one falls down the shaft, the coloring of this particular spider permits it to blend very well with its surroundings, which will give it the advantage of surprise if no one spots it first.

Giant Spider (4ft diameter): HD 2+2; AC 6[13]; Atk 1 bite (1d6 + poison); Move 18; Save 16; AL N; CL/XP 5/240; Special: lethal poison, 5 in 6 chance to surprise prey.

After the spider is defeated, you may read this to the party:

Faint light trickles down from the hole above dimly illuminating a rectangular chamber. There appears to be another set of stairs leading down even further into the complex. The detritus of centuries litters the floor with many bones scattered amongst the refuse. A musky, animal scent fills your nostrils as you warily look around, waiting for your eyes to adjust to the gloom.

There does not appear to be any sign of the little girl's dog among the remains.

AREA 2: THE CLAY GUARDIAN

This is a large room with the statue of a lion sitting in the center with columns standing at each of the four corners.

As soon as any member of the party attempts to go around the statue without speaking the word, "Ramat" (and how would they possibly know that?), it animates and attacks the party.

Lesser Clay Golem: HD 3; AC 6[13]; Atk 1 fist (2d6 + gas attack); Move 8; Save 13; AL N; CL/XP; 7/600; Special: Immune to slashing and piercing weapons, and most spells.

Because of its great age, this golem is quite brittle but it will prove to be a dangerous obstacle. In addition to its attacks, the golem sprays out a noxious cloud of gas that fills a 10' x 10' x 10' area. Any character directly exposed to the gas will begin to cough and choke uncontrollably unless a save is made. Those who succumb to the gas are forced to leave the area and are helpless for 1d4+ 1 rounds. A save is needed each round for spent in the area. The gas continues to fill the area at a rate of 10' x 10' x 10' per round and stops only when the golem ceases its attack. The cloud will completely dissipate after an hour.

AREA 3: CLERIC QUARTERS

You enter a long hallway with a number of openings on each side. On closer inspection, it looks as though these may have been private quarters very much like the sleeping cells found in monasteries and clerical houses.

AREA 3A: MARPU'S CELL

The simple, wooden door of this room is in remarkably good condition.

Any lawful cleric can easily tell that this room radiates an aura of good. Indeed, this was once the cell of Marpu, a holy and devout cleric of Ramat. To this day, it continues to be surrounded by a permanent **protection from evil** spell. Lawful or Neutral aligned members of the party can rest in this little 10' x 10' room without worry of attack. Those who are evil or with evil intent will become restless and feel compelled to leave. A careful search of the room will reveal **2 potions of cure light wounds**, 2 cp, and 6 gp hidden behind a loose stone in the wall. The potions can be tasted to easily determine their identity, but when fully consumed, they will only restore 1d6-1 hit points because of their great age.

AREA 4: THE LAVATORY

This room appears to have been a lavatory in ancient times, if the holes in the floor are anything to go by. Thankfully, it looks quite empty.

There is nothing of value in this room.

AREA 5: HEAD CLERIC'S QUARTERS

This 20' x 30' room appears to have been the private quarters of some important person. The stone shelves in the western wall, as well as a few decorative statues are all that remain. Upon the southern wall there is a large, faded mural of three white-robed men standing around a golden spear set in a pedestal. The men are beset by a host of demons and undead.

If the party has been in Area 16 (The Sanctuary), you can tell them that the pedestal looks a great deal like the one in the Sanctuary.

Beams of light radiate from the Spear, appearing to strike and slay the demons and undead.



There is nothing of value in this room. However, a secret door is located at the eastern-most end of the room.

AREA 6: HIGH PRIEST'S PRIVATE CHAPEL

Unless a character has either a **detect magic** or **read magic** spell active when they enter this room, they will be unaware of the ward that protects this room. A rogue may also be able to find it if looking for traps though it will be more difficult.

Glyph of Warding: *Unless avoided, the first evil character to step into this area will set it off. All within a 5' radius suffer from an explosion that deals 5d4 damage when triggered (Save for 1/2 damage).*

Every wall in this room is covered with religious murals of a golden-headed being and his white-robed followers. It is quite obvious that this was once a small shrine dedicated to that radiant being.

A large disk that appears to be made of gold is set upon the north wall and nearby on the floor lies a skeleton. It still wears golden chain mail and a ring.

These are the remains of the High Priest, Bokomat. He is clad in a set of golden **chain mail +1** and wears a **ring of protection +1** on a bony digit. Should any character use the medallion from Area 7 (The Vestry) and place it against the golden disk on the north wall, all living beings in the room will be transported to Area 19.

AREA 7: THE VESTRY

This area appears to have been a room where vessels and clothing for religious ceremonies were stored. While most of the clothing is now centuries beyond being useful, many of the vessels still seem to be in good order.

You hear a faint growling sound emanating from the north-eastern corner of the room, although you can't immediately see what is making the sound. If someone ventures toward the growling sound, a very angry and scared brown and white dog moves out from around some rubble. Hopefully, the characters will remember that this is the little girl's dog! It should not take much for the party to be able to calm the dog down and get it to follow them.

If members of the party search the room more thoroughly:

You discover a skeleton lying on the floor under a pile of tattered clothing. There is a necklace, a ring and a mace about the remains.

These are the remains of Abudakar, a cleric of Ramat who died trying to cleanse the temple just a few days after Akhenmat's treachery. His golden-plated mace is a **mace +1**, the golden ring is his **ring of fire resistance** and the necklace has a golden medallion with a radiant man engraved upon it. This is the medallion that will transport the party from Area 6 to Area 19.

AREA 8: THE DINING ROOM

This rather long room stretches off into the darkness. Dirt covers the cracked, paved floor, no doubt tracked in by countless animals that have made this place their den.

Although this area used to be the dining room for the clerics, nothing remains to indicate its original use. However, if the party makes a big commotion here, it may cause the bats in Area 9 to fly through and startle them.

AREA 9: THE KITCHEN

As soon as the party enters this area, they startle the bats roosting here (if they haven't already). They will swarm the party for 6 rounds. Party members also risk slipping and falling due to the bat guano all over the floor (Save to avoid slipping).

***Swarm of Bats:** They swarm the area wreaking havoc (1 dmg per round). Anyone caught within the area need to make a save in order to act while within the swarm.*

On the third round of the "battle" with the swarm, the 2 giant bats roosting in Area 10 will also fly in and attack.

***Giant Bats:** HD 4; AC 7[12]; Atk 1 bite (1d10); Move 4 (fly 18); Save 13; AL N; CL/XP 5/240; Special: 10% chance of disease.*



When all the bats have been defeated, read this description of the room to the party:

It appears as though the north-western end of this room has been a home to the bats for a long time. Most of the floor there is covered in piles of bat dung, the smell of which is so acrid; it makes you gasp and your eyes water.

There is nothing of value in this room.

AREA 10: THE KITCHEN STORAGE ROOM

This room is also filled with bat guano and the stench is even more overwhelming here.

If members of the party search through the dung, a skeleton will be uncovered and then a plain, wooden wand. It is a wand of magic missiles that emits 1 missile per attack and has 3 charges remaining.

Unfortunately, the dung is infested with rot grubs and will attempt to attack every character that searches through it.

Rot Grub: HD 1hp; AC 9[10]; Atk 1 burrow; Move 1; Save 18; AL N; CL/XP 1/15; Special: Burrows to heart.

LEVEL TWO

AREA 11: FOYER

This room has three passages connected to it: one leading east, one leading west and another one leading south.

There is nothing of value in this room.

AREA 12: THE TRAINING AREA

Through this doorway, you discover a very large room lined with simple murals. Many of them depict men dressed in ancient armor, locked in combat with demonic creatures. One larger piece shows a golden-headed man with armor and a spear, fighting what appears to be a demon lord. As you move deeper into the the room, a group of 5 skeletons attack!

In addition, there is 1 shadow that will attempt to attack a party member by surprise after the first round of combat.

Skeletons: HD 1; AC 8[11] or 7[12] with shield; Atk 1 weapon or strike (1d6) or (1d6+1 two-handed); Move 12; Save 17; AL N; CL/XP 1/15; Special: None.

Shadow: HD 2+2; AC 7[12]; Atk 1 touch (1d4 + strength drain); Move 12; Save 16; AL C; CL/XP 4/120; Special: Drain 1 point str with hit, hit only by magic weapons.

There is nothing of value in this room.

AREA 13: THE ARMORY

This much smaller room looks like it might have been a storage area for arms and armor. Extremely deteriorated bronze spears, armor and oddly-shaped (kopesh) swords litter the floor around the base of the walls, as if the racks that might have once held them turned to dust in the distant past.

A search of this room will quickly reveal one bronze shield that, other than being covered in dust, is in nearly perfect condition. It is a medium shield -2 (cursed).

AREA 14: THE LIBRARY

The heaps of dust that line the floor around the walls of this room give the impression that it may have once held quite a bit of furniture and possibly even shelves that deteriorated a very long time ago.

A careful search of the room may enable the party a chance to find a secret door which will show them the way to the hidden library in Area 15.

AREA 15: THE HIDDEN LIBRARY

When the secret door is opened, a great burst of stale air rushes past the party. Torches that are within 5' of the door will be extinguished.

As you enter this hidden room, the staleness of the air makes breathing feel difficult and leaves an unpleasant taste in the mouth. Here, you find many stone shelves built into the wall containing books and scrolls in various states of deterioration. Many of them have obviously already crumbled into dust.

Only one book seems to be in a good enough condition to even handle. On closer inspection, it appears to be a holy tome written in an ancient language that no one in the party can read.

Also, on another shelf are five vials, only two of which still contain any liquid. If the vials are tasted, they will be identified as **potions of cure light wounds**. When totally consumed, they will only restore 1d6-1 hit points because of their great age.

Next to the vials is an ivory tube, which holds a scroll with 3 cure light wounds spells. It will take a very knowledgeable (and expensive) sage to uncover any information concerning the holy book or to translate it. However, many days spent casting comprehend languages will eventually reveal all its teachings.

This is the first holy book of Ramat, a god of radiant light and righteousness, who had a small, loyal following thousands of years ago. Ramat taught his followers to live justly, and be vigilant against the forces of evil. A couple of his favorite sayings include, "A snake left in the yard may one day bite your children" and "A righteous life is the best life."

AREA 16: THE SANCTUARY

As you enter this large room, waves of darkness and evil flood over you. Even the light sources you bring into this room seem to be dampened and dimmed. Clearly, this area was once a religious sanctuary of some sort, though it appears to have been defiled. A large, circular pedestal stands in the middle of the room. It has a small, circular hole in its center.

4 skeletons and 2 tentacled, demonic guardians remain guarding this room. They attack anyone who comes within 20' of the circular pedestal. The demons have fanatical morale and both of them along with the skeletons will fight until destroyed. Unless the party has the Spear of Ramat or is very skilled (and lucky), they will need to flee this area in order to survive.

Skeletons: HD 1; AC 8[11] or 7[12] with shield; Atk 1 weapon or strike (1d6) or (1d6+1 two-handed); Move 12; Save 17; AL N; CL/XP 1/15; Special: None.

Tentacled Demonic Guardians: HD 3; AC 3[16]; Atk 3 tentacles, Bite (1d6); Move 12 (4); Save 13; AL C; CL/XP 3/240; Special: Grab for Bite damage (save to negate), Darkness -15' Radius 2/day, Telepathy, Resistances to cold, fire, and electrical-based attack (receives ½ dmg from each), and Darkvision 60'



AREA 17: THE CATACOMBS

Clearly, this is where the ancient builders of this complex buried their dead. Small crypts line the walls. It looks as if most of them have been forced open and the remains lie scattered upon the floor.

The lingering taint of a great number of evil acts committed in the ancient past remains in this area. Each member of the party must make a save or mindlessly flee in horror.

AREA 18: EVIL SHRINE

You follow the rough-carved cave out of the catacombs 25' to the east and then 25' to the north. There, your light sources reveal four skeletons sitting around a large, rectangular, purple stone. Suddenly, they rise and turn to attack you!

Soon after the party enters this room, 3 skeletons and a huecuva rush in to attack from the east. The huecuva is the undead remains of the traitor, Akhenmat.

If a good-aligned cleric in the party attempts to turn the huecuva and fails, then it will concentrate all subsequent attacks on that cleric, ignoring all other opponents until that cleric is destroyed.

Skeletons: HD 1; AC 8[11] or 7[12] with shield; Atk 1 weapon or strike (1d6) or (1d6+1 two-handed); Move 12; Save 17; AL N; CL/XP 1/15; Special: None.

Huecuva: HD 2; AC 2[17]; Atk 1 Claw (1d4 + disease); Move 12; Save 16; AL C; CL/XP 5/240; Special: Change Self, disease, silver or +1 weapons to hit.

AREA 19: HIDDEN CHAMBER OF SPEAR

In a blinding flash of light, you find yourself in a very simple room that is illuminated by a glowing spear, which is laying on the floor in the middle of the room. Two closed chests sit on the floor; a golden disk similar to the one in the previous room is on the southern wall.

Of course, the spear is the minor artifact, the Spear of Ramat. All of its special abilities only function for a cleric of Ramat, although any Lawful or Neutral character may touch it. Anyone touching it will be magically compelled (save with a -6 penalty to resist) to return the Spear to the sanctuary in Area 16, and place it on its pedestal.

One of the chests holds 128 gp the other contains two ivory tubes. One tube houses a **scroll of raise dead** and the other, a **scroll of remove disease**.

Again, if any character places the golden medallion against the golden disk on the southern wall, all living beings in the room will be transported back to Area 6.

CONCLUDING THE ADVENTURE

If the party places the Spear of Ramat on the pedestal in the Sanctuary (Area 16), read the following:

As you place the Spear on the pedestal, a brilliant, blinding light floods the room and beyond, destroying all remaining demons and undead, as well as cleansing the entire complex of evil. An angelic being appears before you and speaks telepathically, "Thank you for restoring this holy place. It has been desecrated for far too long. I must take the Spear of Ramat to dwell with the gods, until such time as it is needed in this mortal realm again." As he begins to disappear he adds, "Your mighty deeds done this day will not be forgotten."

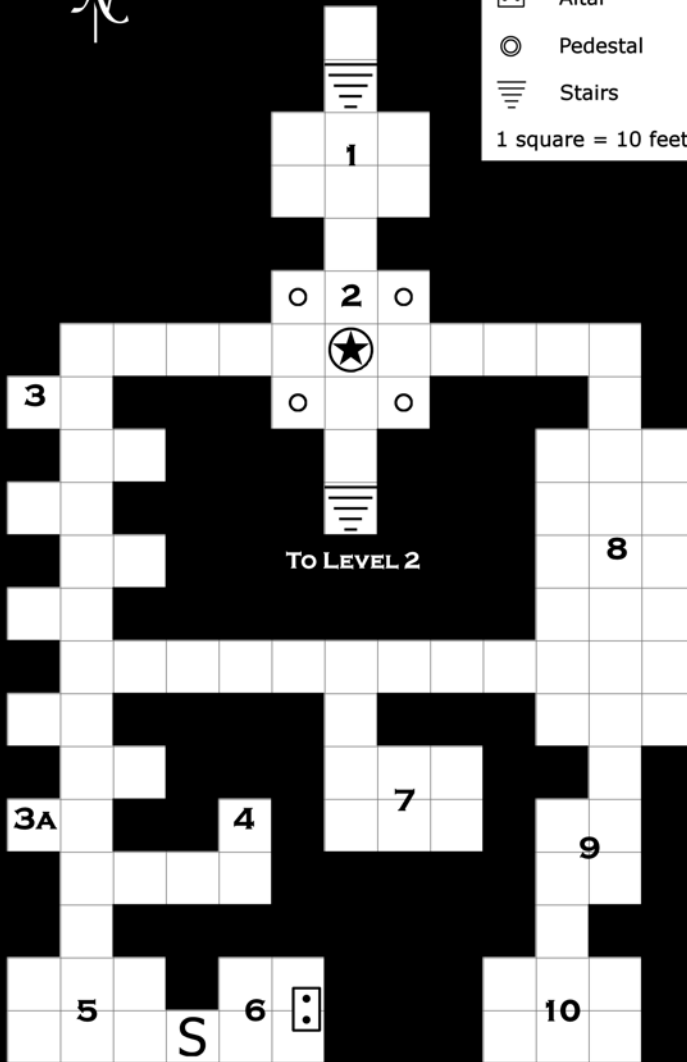


ENTRANCE

MAP KEY

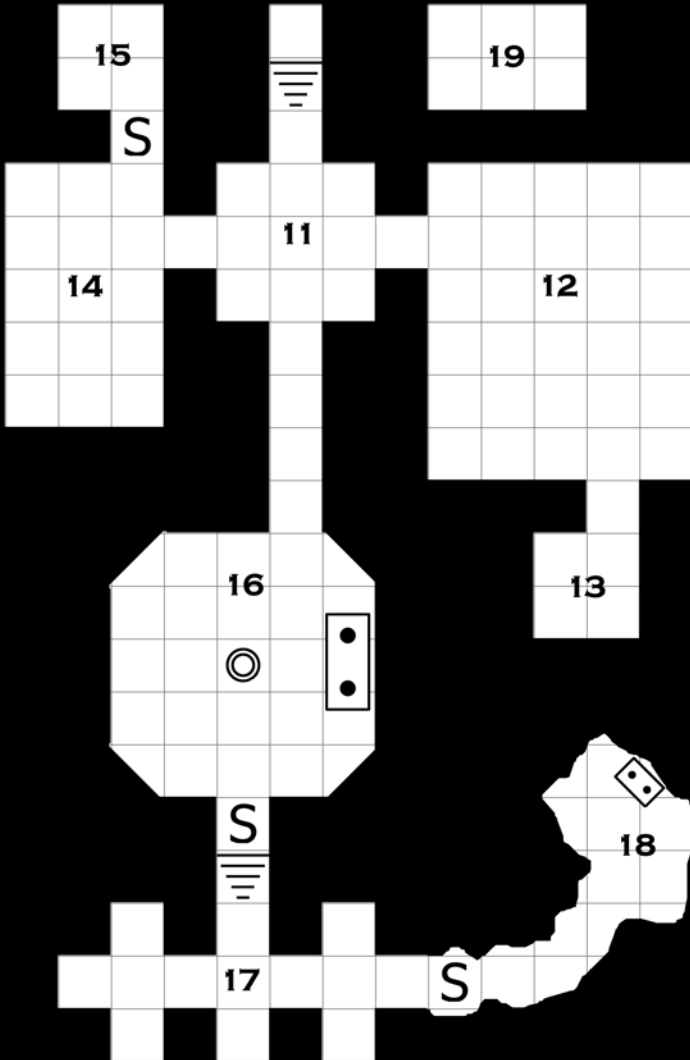
- S Secret Door
- Pillar / Column
- ▣ Altar
- ⊙ Pedestal
- ≡ Stairs

1 square = 10 feet



RUINS OF RAMAT - LEVEL 1

TO LEVEL 1



RUINS OF RAMAT - LEVEL 2

OPEN GAME CONTENT: Open Game Content may only be used under and in terms of the Open Game License (OGL).

This entire work is designated as Open Game Content under the OGL, with the exception of the trademarks "Swords & Wizardry," "S&W," "Mythmere Games," "FGG," "Frog God Games," "Arcana Creations," "AC," and the exception of all artwork. These trademarks, artwork, and the Trade Dress of this work (font, layout, style of artwork, etc.) are reserved as Product Identity.

OPEN GAME LICENSE Version 1.0a: The following text is the property of Wizards of the Coast, Inc. and is Copyright 2000, Wizards of the Coast, Inc ("Wizards"). All Rights Reserved.

1. Definitions: (a) "Contributors" means the copyright and/or trademark owners who have contributed Open Game Content; (b) "Derivative Material" means copyrighted material including derivative works and translations (including into other computer languages), potation, modification, correction, addition, extension, upgrade, improvement, compilation, abridgment or other form in which an existing work may be recast, transformed or adapted; (c) "Distribute" means to reproduce, license, rent, lease, sell, broadcast, publicly display, transmit or otherwise distribute; (d) "Open Game Content" means the game mechanic and includes the methods, procedures, processes and routines to the extent such content does not embody the Product Identity and is an enhancement over the prior art and any additional content clearly identified as Open Game Content by the Contributor, and means any work covered by this License, including translations and derivative works under copyright law, but specifically excludes Product Identity. (e) "Product Identity" means product and product line names, logos and identifying marks including trade dress; artifacts; creatures characters; stories, storyline, plots, thematic elements, dialogue, incidents, language, artwork, symbols, designs, depictions, likenesses, formats, poses, concepts, themes and graphic, photographic and other visual or audio representations; names and descriptions of characters, spells, enchantments, personalities, teams, persons, likenesses and special abilities; places, locations, environments, creatures, equipment, magical or supernatural abilities or effects, logos, symbols, or graphic designs; and any other trademark or registered trademark clearly identified as Product Identity by the owner of the Product Identity, and which specifically excludes the Open Game Content; (f) "Trademark" means the logos, names, mark, sign, motto, designs that are used by a Contributor to identify itself or its products or the associated products contributed to the Open Game License by the Contributor (g) "Use", "Used" or "Using" means to use, Distribute, copy, edit, format, modify, translate and otherwise create Derivative Material of Open Game Content. (h) "You" or "Your" means the licensee in terms of this agreement.

2. The License: This License applies to any Open Game Content that contains a notice indicating that the Open Game Content may only be Used under and in terms of this License. You must affix such a notice to any Open Game Content that you Use. No terms may be added to or subtracted from this License except as described by the License itself. No other terms or conditions may be applied to any Open Game Content distributed using this License.

3. Offer and Acceptance: By Using the Open Game Content You indicate Your acceptance of the terms of this License.

4. Grant and Consideration: In consideration for agreeing to use this License, the Contributors grant You a perpetual, worldwide, royalty-free, non-exclusive license with the exact terms of this License to Use, the Open Game Content.

5. Representation of Authority to Contribute: If You are contributing original material as Open Game Content, You represent that Your Contributions are Your original creation and/or You have sufficient rights to grant the rights conveyed by this License.

6. Notice of License Copyright: You must update the COPYRIGHT NOTICE portion of this License to include the exact text of the COPYRIGHT NOTICE of any Open Game Content You are copying, modifying or distributing, and You must add the title, the copyright date, and the copyright holder's name to the COPYRIGHT NOTICE of any original Open Game Content you Distribute.

7. Use of Product Identity: You agree not to Use any Product Identity, including as an indication as to compatibility, except as expressly licensed in another, independent Agreement with the owner of each element of that Product Identity. You agree not to indicate compatibility or co-adaptability with any Trademark or Registered Trademark in conjunction with a work containing Open Game Content except as expressly licensed in another, independent Agreement with the owner of such Trademark or Registered Trademark. The use of any Product Identity in Open Game Content does not constitute a challenge to the ownership of that Product Identity. The owner of any Product Identity used in Open Game Content shall retain all rights, title and interest in and to that Product Identity.

8. Identification: If you distribute Open Game Content You must clearly indicate which portions of the work that you are distributing are Open Game Content.

9. Updating the License: Wizards or its designated Agents may publish updated versions of this License. You may use any authorized version of this License to copy, modify and distribute any Open Game Content originally distributed under any version of this License.

10. Copy of this License: You MUST include a copy of this License with every copy of the Open Game Content You Distribute.

11. Use of Contributor Credits: You may not market or advertise the Open Game Content using the name of any Contributor unless You have written permission from the Contributor to do so.

12. Inability to Comply: If it is impossible for You to comply with any of the terms of this License with respect to some or all of the Open Game Content due to statute, judicial order, or governmental regulation then You may not Use any Open Game Material so affected.

13. Termination: This License will terminate automatically if You fail to comply with all terms herein and fail to cure such breach within 30 days of becoming aware of the breach. All sub licenses shall survive the termination of this License.

14. Reformation: If any provision of this License is held to be unenforceable, such provision shall be reformed only to the extent necessary to make it enforceable.

15 COPYRIGHT NOTICE:

- Open Game License v1.0 Copyright © 2000, Wizards of the Coast, Inc.
- System Reference Document Copyright © 2000, Wizards of the Coast, Inc; Authors: Jonathan Tweet, Monte Cook, Skip Williams, based on original material by E. Gary Gygax and Dave Arneson.
- Swords & Wizardry Complete Rules, Copyright © 2010, Matthew J. Finch
- Montrosities, Copyright © 2012, Matthew J. Finch
- "Huecuva" from the Tome of Horrors Complete, Copyright © 2011, Necromancer Games, Inc., published and distributed by Frog God Games; Author Scott Greene, based on original material by Underworld Oracle.
- The Ruins of Ramat, Copyright © 2009, John Adams
- The Ruins of Ramat (S&W), Copyright © 2013, Arcana Creations